


# Camera Obscura Activity



## At a Glance:

Get a new perspective on the world around you. Take this camera out into nature to see something in a new way!

## Materials:

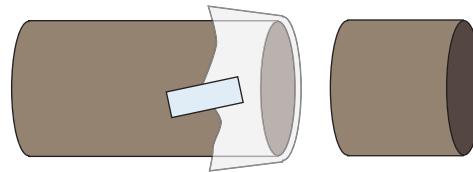
- Tape
- Tin foil
- Toilet paper or paper towel tube
- Toothpick
- Tracing paper

## Make Your Own Camera:

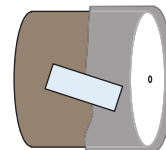
1. Cut a cardboard tube into 2/3 and 1/3



2. Tape a piece of tracing paper over the end of the long piece.

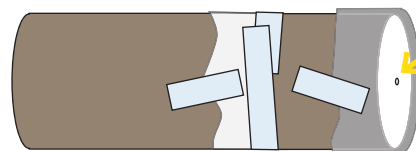


3. Poke a small hole in a piece of foil & tape over the end of the short piece.



4. Securely tape both pieces back together.

Look through  
the open end.



Light goes through  
the pinhole and  
focuses on the paper  
so you can see!